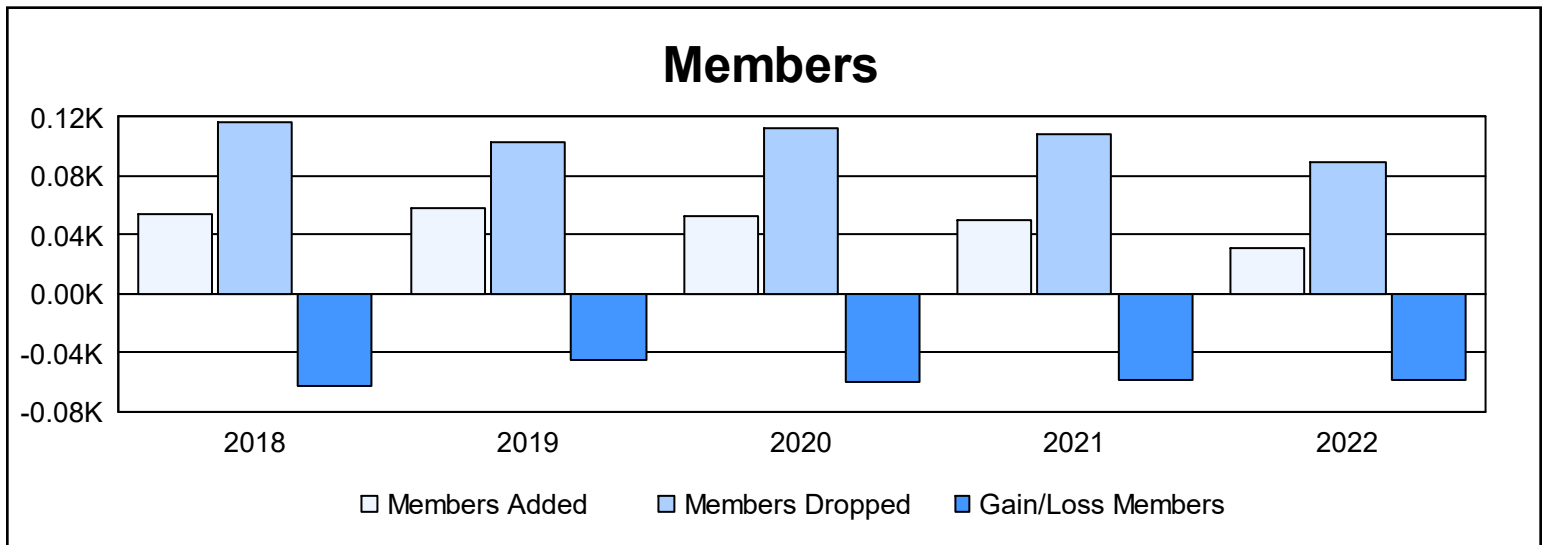
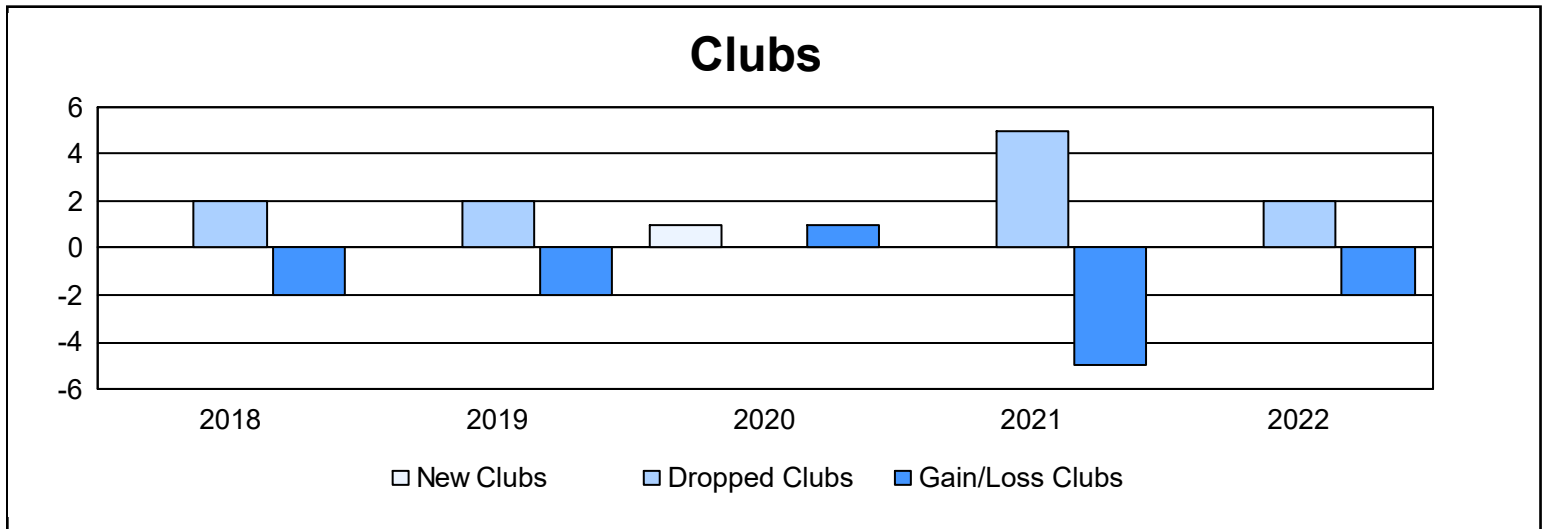
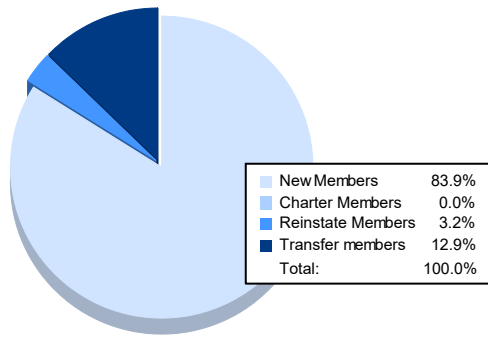


| Year | New Clubs | Dropped Clubs | Gain/ Loss Clubs | New Members | Charter Members | Reinstate Members | Transfer Members | Total Member Added | Total Members Dropped | Gain/ Loss Members |
|----------------|-----------|---------------|------------------|-------------|-----------------|-------------------|------------------|--------------------|-----------------------|--------------------|
| 2017-2018 | 0 | 2 | -2 | 51 | 0 | 0 | 3 | 54 | 117 | -63 |
| 2018-2019 | 0 | 2 | -2 | 45 | 1 | 1 | 11 | 58 | 103 | -45 |
| 2019-2020 | 1 | 0 | 1 | 30 | 20 | 1 | 2 | 53 | 113 | -60 |
| 2020-2021 | 0 | 5 | -5 | 44 | 1 | 2 | 3 | 50 | 108 | -58 |
| 2021-2022 | 0 | 2 | -2 | 26 | 0 | 1 | 4 | 31 | 89 | -58 |
| Average | 0 | 2 | -2 | 39 | 4 | 1 | 5 | 49 | 106 | -57 |



Membership Composition June 2022 Cumulative



Gender Composition June 2022 Cumulative

